

Technical sheet

MLT-X 840-140 PS+

Telehandlers



Capacities	Metric	Imperial
Max. capacity	4000 kg	9000 lbs
Max. lifting height	7.55 m	24 ft 11 in
Max. outreach	4.45 m	14 ft 8 in
Reach at max. height	0.90 m	2 ft 1 in
Weight and dimensions		
Unladen weight (with forks)	8410 kg	18521 lbs
m4 - Ground clearance	0.43 m	17 ft
l2 - Overall length to carriage (with hitch)	5.37 m	17 ft 8 in
y - Wheelbase	2.88 m	9 ft 6 in
b4 - Overall width of cab	1 m	3 ft 4 in
b1 - Overall width	2.39 m	7 ft 1 in
h17 - Overall height	2.39 m	7 ft 1 in
a4 - Crowd angle	12 °	12 °
a5 - Dump angle	135 °	135 °
Wa1 - External turning radius (over tyres)	3.74 m	12 ft 4 in
Standard tyres	460/70 R24 159A8 XMCL - Michelin	460/70 R24 159A8 XMCL - Michelin
Performances		
Lifting	6.60 s / -	6.60 s / -
Lowering	4.80 s / -	4.80 s / -
Extension	6.30 s / -	6.30 s / -
Retraction	5.20 s / -	5.20 s / -
Crowd	3 s	3 s
Dump	2.40 s	2.40 s
Engine		
Brand	John Deere	John Deere
Environmental norm	Stage 3A	Stage 3A
Model	PWL 4045	PWL 4045
Number of cylinders - Cubic capacity	4 - 4500 cm³	4 - 275 in³
Power	137 hp / 102 kW	137 hp / 102 kW
Max. torque	545 Nm at 1500 rpm	403 ft.lbs at 1500 rpm
Laden drawbar pull	9300 daN	-
Reversible fan	Standard	Standard
Cooling system	4 radiators (water + intercooler + hydraulic oil + transmission oil)	4 radiators (water + intercooler + hydraulic oil + transmission oil)
Transmission		
Type	Torque Converter with box M-Shift	Torque Converter with box M-Shift
Number of gears (forward/reverse)	5/3	5/3
Max. travel speed (may vary according to applicable regulations)	40 km/h	25 mph
Differential lock	Limited slip differential on front and rear axles	Limited slip differential on front and rear axles
Parking brake	Automatic negative parking brake	Automatic negative parking brake
Service brake	Hydraulic oil immersed multi-disc braking on front & rear axles	Hydraulic oil immersed multi-disc braking on front & rear axles
Hydraulics		
Hydraulic pump type	Load sensing pump	Load sensing pump
Flow sharing distributor	Standard	Standard
Hydraulic flow - Pressure	200 l/min - 270 bar	52.84 gpm - 3916 psi
Tank capacities		
Hydraulic oil	156 l	41 US gal.
Fuel	126 l	33 US gal.
Noise & vibration		
Noise at driving position (LpA) tested following NF EN 12053 norm	74 dB(A)	74 dB(A)
Environmental noise (LwA)	105 dB(A)	105 dB(A)
Vibration to whole hand / arm	<2.5 m/s²	<8.2 ft/s²
Miscellaneous		
Safety	Tractor homologation EN 15000 Norm Cab ROPS - FOPS Level 2	Tractor homologation EN 15000 Norm Cab ROPS - FOPS Level 2

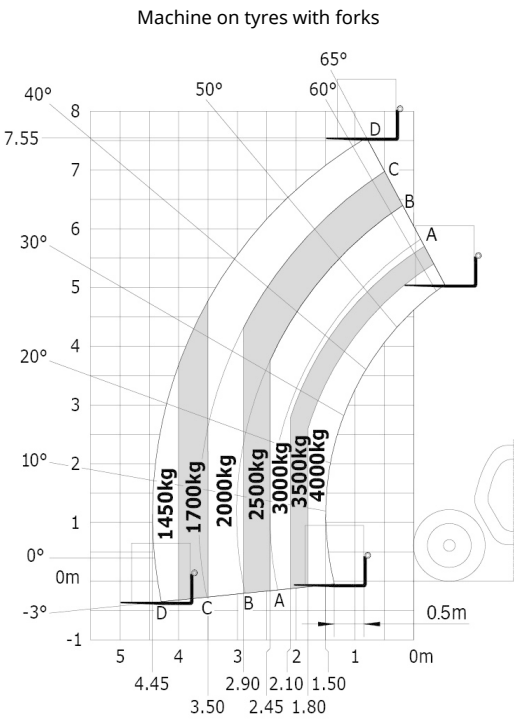
Tyre options

Optional tires	Overall machine height	Overall machine width
Alliance - 460/70 R24 159A8 A580	2.51 m	2.39 m
Trelleborg - 460/70 R24 159A8 TH400	2.49 m	2.39 m
Michelin - 460/70 R24 159A8 Bibload	2.50 m	2.39 m
Michelin - 500/70 R24 164A8 XMCL	2.52 m	2.43 m
Trelleborg - 500/70 R24 164A8 TH400	2.52 m	2.43 m
Michelin - 500/70 R24 164A8 Bibload	2.53 m	2.43 m

Options / Finishing

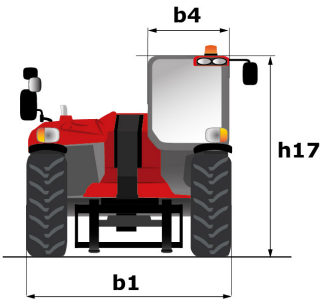
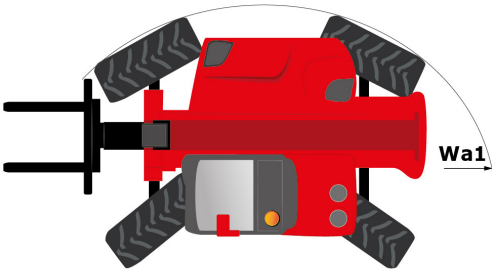
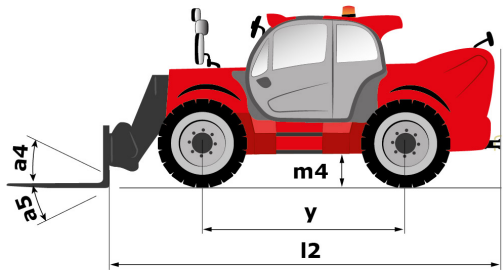
S : Standard / O : Optional / - : Not available


	Classic	Premium	Elite
General			
Auto reversing fan	S	S	S
"Active CRC" boom suspension	O	O	S
Hand throttle with engine memo	O	O	S
Automatic wheel alignment	O	O	S
Manual rotating towing hitch	S	S	S
Automatic rotating towing hitch on counterweight	O	O	O
Comfort			
Mechanical cloth-covered seat (Grammer)	S	-	-
Air suspension cloth-covered seat (GRAMMER)	O	S	-
Low frequency air suspension cloth-covered seat (GRAMMER)	O	O	S
Tuner car radio (50 W)	S	-	-
Bluetooth car radio with integrated microphone (100 W)	O	S	-
Bluetooth car radio with extra microphone (100 W)	O	O	S
Manual air conditioning	O	S	S
Rear windscreen defrost	S	S	S
Hydraulic			
Easy Connect System (ECS)	S	S	S
Regenerative Hydraulics	O	S	S
Intelligent Hydraulics	O	O	S
Continuous flow hydraulics	O	O	S
Attachment hydraulic locking	O	O	O
Return pipe to hydraulic oil tank	O	O	O
1 pair of pre-fitted Double Action rear hydraulic couplers	O	O	O
Electrovalve for 2 hydraulic functions (on boom head)	O	O	O
Hydraulic trailer brake	O	O	O
Electricity / Safety			
Audio warning on reverse movements	O	O	O
Front and rear work lights on cab (x4: 2 front + 2 rear)	S	-	-
Front and rear LED work lights on cab (x4 : 2 front + 2 rear)	-	S	S
Lateral wiper	S	S	S
Roof wiper	S	S	S
Electric mirror with de-icing	O	O	S
LED + (4 extra work lights)	O	O	S
Electric predisposition on boom	O	O	O



Rough terrain load chart (EN 1459 B)

Dimensional drawing





Siège Social
430 rue de l'Aubinière - 44150 Ancenis Cedex - France
Tel: +33(0)2 40 09 10 11 - Fax: +33 (0)2 40 09 10 97
www.manitou.com



This brochure describes versions and configuration options for Manitou products which may be fitted with different equipment. The equipment described in this brochure may be standard, optional or not available depending on version. Manitou reserves the right to change the specifications shown and described at any time and without prior warning. The manufacturer is not liable for the specifications given. For more information, contact your Manitou dealer. Non-contractual document. Product descriptions may differ from actual products. List of specifications is not comprehensive. The logos and visual identity of the company are the property of Manitou and may not be used without authorisation. All rights reserved. The photos and diagrams contained in this brochure are provided for information only.

MANITOU BF SA - Limited company with board of directors - Share capital: 39,547,824 euros - 857 802 508 RCS Nantes